

# HAIDA GARDEN SHED SPECIFICATIONS

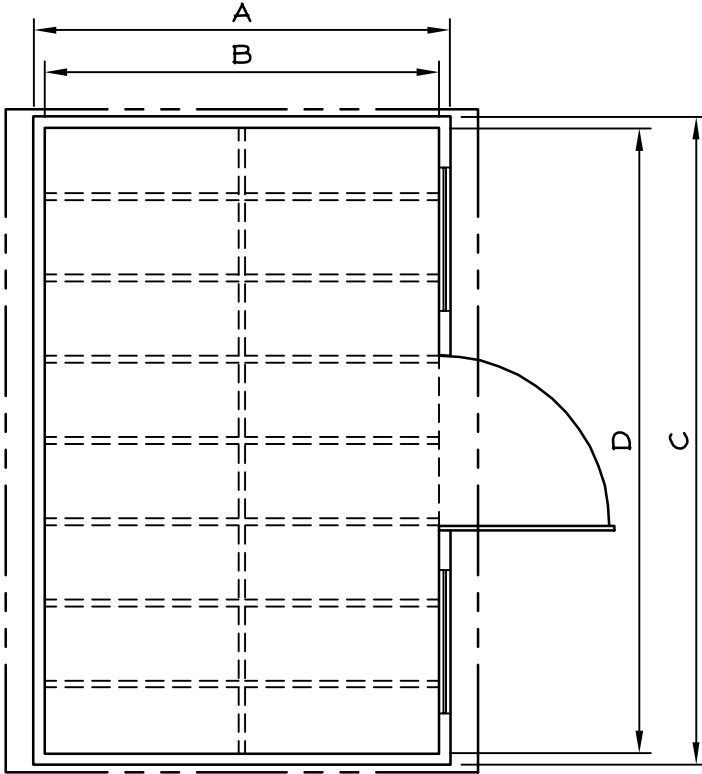
Western Red Cedar Shingle Roof.

All framing components are nominal 2"x3" in size.

2"x3" Floor joists on 16" centers

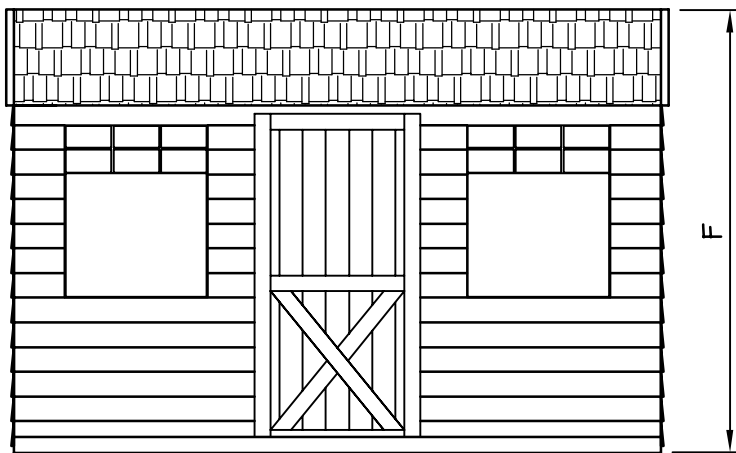
Wood siding is 1/2"x6" Bevel Siding.

Bottom window is fixed and casement on top.

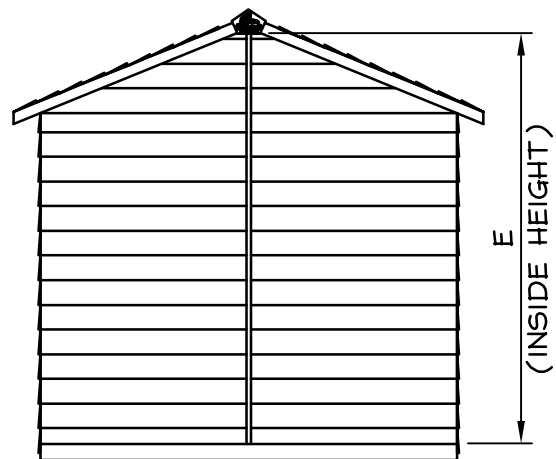


PLAN VIEW

Measurements For Haida	
Dimensions (Imperial)	
Size	12' x 8'
Inside Area	96 Sq. Ft.
A	7'-9"
B	7'-4"
C	12'-0"
D	11'- 7"
E	7'-10"
F	8'-7"
Door	3'-1"x6'-0"
Window Opening	2'-5"Wx2'-4"H
Weight	1500 lbs
Package Size	48"Wx81"Lx65"H



FRONT VIEW



SIDE VIEW